Glasgow Kelvin College

Item 18
For Information

GLASGOW KELVIN COLLEGE

Learning and Teaching Committee – 20 November 2024

Child Poverty in Glasgow 2024

Report by Vice Principal Curriculum and Quality Enhancement

1. Introduction

This attached child poverty report (Appendix 1) has been produced by the Centre for Civic Innovation, a design led team with in Glasgow City Council. The report provides an overview of key data relating to child poverty across Glasgow. This emphasises the continuing high levels of child poverty being experienced across the city, particularly in relation to lone or young parents, and disabled or BME households.

The report is helpful in highlighting the extent of child poverty and evidencing the priority for the College to contribute to actions to address this issue. The College does this generally by providing a very distinct and highly accessible curriculum which meets local community needs. In addition, much of our community outreach is geared to directly addressing child poverty issues, including bespoke programmes for parents and children at risk of child poverty.

2. Impact on Students

The report helps highlight how college learning could provide a potentially life-changing route out of poverty.

3. Resource Implications

There are no resource implications arising directly from this report.

4. Equalities

There are no equality implications arising directly from this report.

5. Risk and Assurance

There are no risks arising directly from this report.

6. Data Protection

There are no data protection implications arising directly from this report.

7. Recommendations

Members are recommended to note the contents of the attached report.

8. Further Information

Members can obtain additional information on the contents of this report from Robin Ashton, Vice Principal Curriculum and Quality Enhancement.

Appendix 1

CENTRE
FOR
CIVIC
INNOVATION

Glasgow
CITY COUNCIL

CCI-CP 11102024
CCI - Child Poverty
Client: Child Poverty Programme

Child Poverty in Glasgow 2024

#ChildPoverty2024

Centre for Civic Innovation – Glasgow City Council,
The Wedge, Office 7,
1066 Barrhead Rd,
Glasgow G53 5AB.

CENTRE
FOR
CIVIC
INNOVATION

Glasgow
CITY COUNCIL

CCI-CP 11102024
CCI - Child Poverty
Client: Child Poverty Programme

Child Poverty in Glasgow Report 2024

Contents

Foreword and introduction	1
If Glasgow was 100 children	4
What's changed?	7
In work poverty	10
Persistent poverty	12
Priority groups	15
Producing new tools and learning new things	36
Where does the data come from?	37
Reflection	38
What's next?	39

Councillor Richard Bell
Depute Leader & City Treasurer
Glasgow City Council

Foreword

I am passionate about tackling child poverty in our city and happy to endorse the 5th annual child poverty report by colleagues in the Centre for Civic Innovation and Financial Inclusion teams.

The analysed data in this document will help shape and inform policies, and support interventions to help try and reduce child poverty in our city—a key mission of this council.

This report shows the frequency and depth of poverty in families with children in Glasgow. We have presented data produced by using Council Tax Reduction applications to learn about families at a household level.

We have merged this with other relevant data sources to develop insight around family size, age, income, and other details that help us understand families at a household level.

Each year we report on Glasgow's progress on meeting the Scottish Government's 2030 child poverty targets. This report is intended to support service providers with the insight needed to help design better policies and services so we can meet those targets.

This year we've produced the Child Poverty Dashboard. It makes this data publicly available and allows anyone to scrutinise the data we have produced. Each year we try to add a new dimension or way to understand poverty in Glasgow.

The work is produced in collaboration with a range of different teams within Glasgow City Council but principally we work with the Financial Inclusion and Transformation team and have drawn from a wealth of experience and expertise.

The headline of this report is that Glasgow's families continue to face significant challenges and there has been very little change in the overall levels of poverty in the city since July 2023 despite the interventions of the council and stakeholders.

We must not sit on our laurels and work in partnership across Glasgow to make an impact and make sure our families are made aware of and access the financial support and opportunities they are entitled to.

We can all work together to help try and reduce child poverty in our city.

Child Poverty in Glasgow Report 2024

The refreshed Local Outcome Improvement Plan for Glasgow places addressing family poverty at the very heart of the city's shared agenda. This sends the strongest statement yet that as a collective, we are committed to changing how we work to tackle child poverty.

It commits city partners to 'lean in' to deliver bold and sustainable new ways of working. It puts prevention and early intervention front and centre and paves the way for a shift in how the city works that will facilitate public service reform.

Tackling poverty, in particular child poverty, is no longer on the agenda, it *is* the agenda.

This report forms part of a suite of documents provided to shape the city's focus on family poverty. It provides the statistical analysis and insight into the levels and depth of family poverty in the city and should be read alongside both the Local Child Poverty Action Report* (LCPAR) and our Community Plan. The LCPAR looks back at the work undertaken over the last year to tackle poverty and sets the scene for the coming year. The Community Plan** provides the strategic context for the city's work on family poverty.

This report is the fifth annual report on child poverty data. Each year our analysis has become increasingly detailed enabling us to understand more about the lives and circumstances of those families living in poverty, helping to shape how we can best assist. This insight helps to describe both the impact of our work so far to tackle child poverty as well as to inform the best use of our resources going forward.

More recently, the insight drawn from this work has influenced the alignment of our strategic commitment to tackling family poverty as a city, shaping the focus of our Child Poverty Programme***. This multi-agency work undertakes targeted action that will drive the systemic change required to truly address child poverty in our city.

As well as a statistical analysis of family poverty, this year the report also includes stories about families and practitioners. Whilst the data offers facts and figures, these insights bring to life the impact of our work to support families in need.

Each year, our report aims to deliver more in-depth data and insight to support this agenda. This year we are also presenting stories from service providers and people who provide community support to allow us to better understand the reality of the numbers to the people we are trying to help.

* Available: cciglasgow.org/LCPAR24.pdf
** Available: cciglasgow.org/GCP24.pdf
*** Available: cciglasgow.org/GCPP24.pdf

Why we use Council Tax Reduction (CTR) data

In this report, we're primarily referring to Council Tax Reduction data. We use the data on those receiving this benefit as it's targeted towards people on low incomes.

The benefits of using our Council Tax Reduction data are:

Timeliness — we gather this data on the 10th of every month and it is quickly processed and displayed within the Child Poverty Dashboard

Granularity — the data that we use provides us in-depth information about the people within each family.

Poverty Depth — the financial information within this data not only allows us to understand levels of poverty but also how far a family is from the poverty line each week.

In Glasgow, the latest DWP statistics from the *Children in Low Incomes Households* publication shows 33,508 children were in poverty in the financial year ending 2022/23 with a child poverty rate of 33.5%.

The children in our data account for 73% of this figure.

The data in this report will provide an overview of what we know of those families within the Council Tax Reduction data that are experiencing poverty in Glasgow.

For more information on the data that we use, see *Where does the data come from?* on page 36.

Our methodology

The data in this report is based on a snapshot of the Council Tax Reduction data taken on 10 July 2024. For the Child Poverty Reports produced in 2020, 2021 and 2022 we took a snapshot of the Council Tax Reduction data from February of each year.

For the 2023 report, the snapshot was taken in July. Since July 2023, we have been receiving monthly snapshots on the 10th of each month and we now have a full year's worth of data. This has allowed us to identify a pattern based on how a child is classified in the data related to the school year and other factors.

This monthly data has highlighted that the number of children in the data fluctuates each month. Therefore, caution should be taken when comparing the number of children in poverty over time, especially when comparing 2023 and 2024 figures to previous years.

It is difficult to untangle the full impact of this due to factors such as benefit uprating in April of each year, legacy benefit migration, updated UK median incomes and population statistics. However, looking at the total number of families with children on Council Tax Reduction in February 2024 compared to July 2024, there appear to be similar numbers.

> **"The Child Poverty Report for 2024 highlights and underscores the ongoing scale and impact of poverty on our children, young people, and families within the city of Glasgow. The insights from the report are both immensely helpful but hugely sobering in terms of the distress caused to families and the economic consequences for the city.**
>
> **The data and insights not only highlight the day-to-day impact on parents, families, and their children, but the ongoing requirement for a city and civic response to this unacceptable crisis. The report continues to reaffirm the City's Community Partners' determination to remain focused on dismantling barriers and ensuring that all efforts are geared towards enabling our families and city to flourish."**
>
> Mike Burns
> **Programme Director, Child Poverty & Prevention**
> Glasgow City Council

Phrases we use

This report uses many phrases and ideas that aren't always easy to understand. We've simplified and explained some of those ideas so we share the same understanding of what we mean when we talk about poverty.

Poverty thresholds

If the total income of a household falls below the poverty threshold then that family is considered to be in relative poverty. The poverty threshold changes depending on the number of adults and children that live in a household.

Relative poverty

A family is considered to be in relative poverty if the weekly household income is less than 60% of the UK median income. For a family with 2 adults and 2 children under 14 this is £523.20 per week.

Deep poverty

A family is considered to be in deep poverty if the weekly household income is less than 40% of the UK median income. For a family with 2 adults and 2 children under 14 this is £348.80 per week.

Persistent poverty

A family is considered to be in persistent poverty if they are in relative poverty for 3 out of the last 4 years.



If Glasgow was 100 children

34 would be in poverty

of those 34 we know about **25**

Of those 25 children...

16



would have lone parents

11

would live in families with three or more children

7

would live in families where someone has a disability

8

would live in households experiencing in-work poverty

8

are children of families of a minority ethnicity

17



would live in households where someone is unemployed

1

lives in a household with a mother under 25

1

lives in a household with a child under 1

10 would be experiencing deep poverty

What's changed?

We provide an overview of Child Poverty statistics in Glasgow annually. As we do every year, we have shared the overall depth of poverty, the number of children in poverty, the level of persistent poverty and in-work poverty.

Overview

This is our fifth annual Child Poverty Report meaning this is the fifth year we've been able to present Glasgow's progress in meeting the Scottish Government's 2030 child poverty targets. As we have reported on the level of child poverty in the city since before the pandemic, we have a clear baseline which allows us to compare to pre-pandemic levels of family income and poverty. This year, we can see that there has been very little change in the overall levels of poverty in the city since July 2023.

In 2020
there were...
25,485
children in poverty

that is...
24%
of all children in Glasgow

and on average, they were
£107
per week, below the poverty line

In 2023
there were...
24,252
children in poverty

that is...
24%
of all children in Glasgow

and on average, they were
£115
per week, below the poverty line

Since 2023
the number of children in poverty has **decreased by...**
167

the rate of child poverty has **increased by...**
1%

the depth of poverty has **worsened by...**
£11
per week

In 2024
there are...
24,419
children in poverty

that is...
25%
of all children in Glasgow

and on average, they are
£126
per week, below the poverty line

If we sum the total depth of poverty for every household in our data, we see that...

Each week Glasgow's children are...

£1,739,925

below the poverty line

In a year Glasgow's children are...

£90,476,100

below the poverty line

By 2030...

By 2030 the Scottish Government has promised to reduce the number of children in poverty to 10%. In Glasgow, that would mean a reduction of 23,655 children in poverty according to DWP figures.

Assuming our data is representative, by 2030 we need to reduce the number of children in poverty by...

17,268

(based on CTR data)

In-work poverty

Many children live in poverty despite having an employed adult in the household. In previous years we've seen a steady increase in, in-work poverty. However this year, in-work poverty has decreased slightly.

Children in households experiencing in-work poverty



Around the poverty line

Families in this group have a weekly income that is 20% over the poverty threshold or 10% under it.

8,373

Children in Glasgow around the poverty line

59% of these children live in households where at least one adult is in employment

Deep Poverty

Families in this group have a weekly income of less than 40% of the UK median income.

10,103

Children in Glasgow live in households who are in deep poverty

10% of all children in Glasgow are in deep poverty

41% of children in poverty are in deep poverty

These families are...

£181

per week below the poverty line

The Scottish Welfare fund provides the Community Care Grant and the Crisis Grant to help families live independently and deal with emergencies...

In the past year 10,560 applications to the Scottish Welfare Fund have been made by those currently living in poverty.

There have been

1,159

successful Community Care Grant applications

Adding...

£971,481

into the pockets of families every year

And...

4,300

successful Crisis Grant applications

Adding...

£956,297

into the pockets of families every year



Persistent poverty

Persistent poverty describes families who have been in poverty for 3 out of the last 4 years. As we have been following the same data for five years, we're able to see how many families remain in poverty every year.

Last year we were able to see every family that's impacted by persistent poverty within our data.

This year, we're able to show that the largest cohort of those in poverty are families who have been in poverty for at least five years.

61% of all children in relative poverty, are also in persistent poverty

There are...

14,837

children living in persistent poverty

These families are...

£117

per week below the poverty line

Number of years families are in poverty over a 5 year period

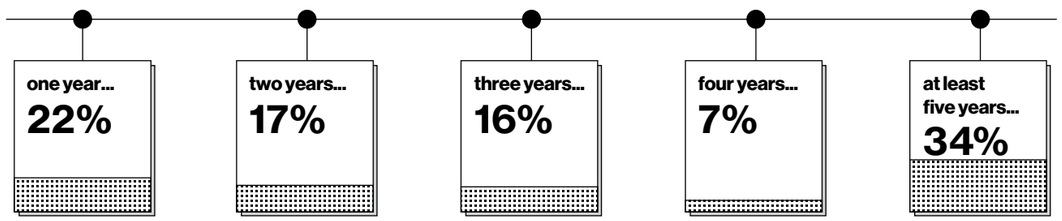

* figures based on the five years 2020–2024

15%

of all children in Glasgow have been in poverty for at least 3 out of the last 4 years

34% of children in persistent poverty have been in poverty for at least 5 years



Priority groups

Priority groups are families with characteristics that make them particularly vulnerable to child poverty. These families were identified in the *Scottish Government's Every Child, Every Chance (2018)* delivery plan.

The priority groups are:

+ Lone parents
+ Mothers under twenty-five
+ Families with a child under one
+ Families with three or more children
+ Families where someone has a disability
+ Families of a minority ethnicity

We have provided data about these families every year to help those who design services and policy to develop interventions that are suitable to those who are most likely to fall into poverty. This year we are also presenting stories from service providers and people who provide community support.

Learning from Lone parents



15,355

Children living in poverty are in lone parent households in Glasgow

63% of children in poverty are in lone parent households

There are 171 fewer children in lone parent families in poverty in 2024 than in 2023 (15,526)

These families are...

£124

per week below the poverty line

And...

6,649

of those children live in lone parent households **in deep poverty**

Priority group intersections

Many households contain multiple priority groups and sometimes, one person can be in several priority groups at once. Understanding how these characteristics intersect can help us understand what families need and who we need to learn from. As we don't have ethnicity data for all families claiming CTR, we haven't included them here to avoid misrepresenting the levels of minority ethnicities within other priority groups.

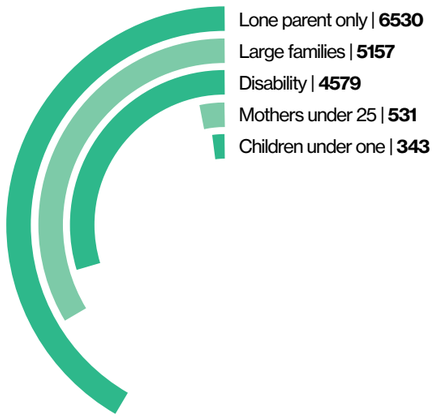

Number of children in lone parent families and a second priority group

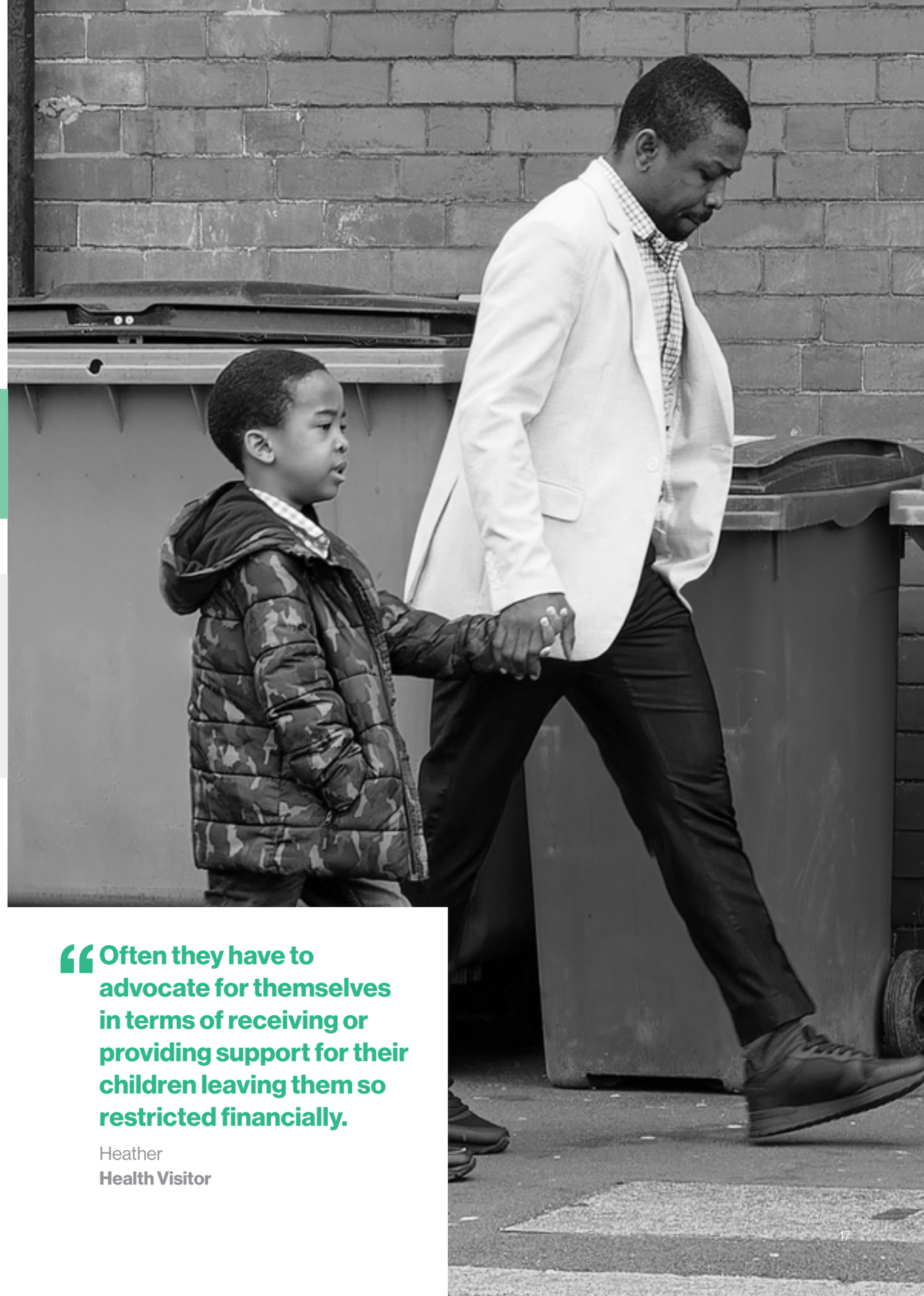

> **"Often they have to advocate for themselves in terms of receiving or providing support for their children leaving them so restricted financially.**
>
> Heather
> **Health Visitor**

Stories from: A Community Regeneration Officer

To begin our conversations with people working in local communities we spoke to Jonathan, a Community Regeneration Officer for Elderpark Housing Association.

He told us about his experience of helping a single parent during the holidays that brought joy for her and her children during a time when many families struggle to make ends meet.

The role of a Community Regeneration Officer is to establish and build up connections between different groups or organisations who are embedded in the area.

They are well placed to use these connections to understand the priorities of different groups and how they can cooperate with other local services to provide meaningful support to people in the area.

Jonathan shared how his role is evolving so that he can provide meaningful support quicker and in ways that make an immediate difference.

Hosting events and meeting new members of the community

Jonathan: So last year we worked with several organisations in Govan to put on a Christmas event for the community and we were doing a raffle where we were giving away selection boxes, vouchers and Christmas trees.

I spoke to a young Ukrainian boy who was around five or six and he was just so excited about the possibility of winning a Christmas tree. He persuaded his mum to get a ticket. I totally formed a connection with this kid because for me, having a Christmas tree is the most important part of Christmas. It's the most vital component and he was very much in agreement with me.

94% of lone parents in poverty are women

Building connections and providing immediate support

Jonathan: So we drew the raffle and I said to the boy, "Oh no... Oh no... guess what... **YOU'VE WON THE CHRISTMAS TREE!**"

He was just so excited he started to cry, his sister was really, really happy and his mum was so emotional. I spoke to his mum and she said, "I can't explain in English how much this means to us, we just could not afford a Christmas tree and we feel so blessed."

It was just lovely because you know, we do concentrate on the food offer and making sure people have got heating and what have you but sometimes

18% of children in lone parent families live in households with an adult in employment

For Christmas and other holidays, many families are unable to afford what's needed to celebrate with their family.

we forget what's important about Christmas to people as individuals. And what was important to this family, was having a Christmas tree at Christmas. I didn't know this family at all before this day but we were able to connect in a special way.

I've learned that initial impressions are based on luck. You know, I will say something and try to open up the conversation and eventually talk a little bit about what we do and see if they are interested in any of the services we provide or our partners provide and on this occasion we were able to provide something that might not seem like they help the family over a long period of time but can have a lasting affect emotionally.

> **"We just could not afford a Christmas tree and we feel so blessed.**

Creating a connected community

Jonathan: These events are so important for ourselves and our partners to be visible in the community and build connections with people. That family weren't part of our network but through hosting an event and a one-off meeting and genuine conversation can lead to us providing support to families we might not have previously been aware of, we have other examples where we've provided people with ongoing support too and vice versa. That's the benefit of hosting community events rather than individual events, you expand your knowledge of the community and improve the community together.

> **"These events are so important for ourselves and our partners to be visible in the community and build connections with people.**

Reflection

When groups and organisations work in tandem and host events in communities they help a place thrive. Periods like Christmas, Easter, and the school Summer holidays can lead to financial complications and all the challenges that come from not having enough money. Interventions like these may seem small but they have a lasting emotional impact.

Building trust, relationships and sharing across local networks enables organisations to provide families with more substantial ongoing holistic support. In this case, they were able to help immediately and create a memory that this family will treasure for years to come.

Learning from Mothers under twenty-five



748

Children living in poverty in families with a mother under twenty-five

3% of children in poverty have a mother under twenty-five

There are 130 fewer children living in families where there is a mother under twenty-five since 2023 (878)

These families are...

£153

per week below the poverty line

And...

469

of those children are living **in deep poverty** in families with a mother under twenty-five

Priority group intersections

Many households contain multiple priority groups and sometimes, one person can be in several priority groups at once. Understanding how these characteristics intersect can help us understand what families need and who we need to learn from. As we don't have ethnicity data for all families claiming CTR, we haven't included them here to avoid misrepresenting the levels of minority ethnicities within other priority groups.

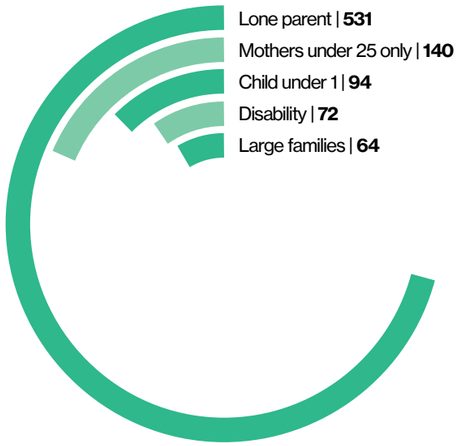

Number of children in families with a mother under 25 and a second priority group

> **"We've heard from a mother who would delay taking her child home because putting on the heating would cost too much.**

Jonathan
Community Regeneration Officer

Learning from Children under one



619

Children living in poverty in families with a child under one

3% of children in poverty are in families with a child under one

There are 71 fewer children in families with a child under one since 2023 (690)

These families are...

£142

per week below the poverty line

And...

309

of those children are living **in deep poverty** in families with a child under one

Priority group intersections

Many households contain multiple priority groups and sometimes, one person can be in several priority groups at once. Understanding how these characteristics intersect can help us understand what families need and who we need to learn from. As we don't have ethnicity data for all families claiming CTR, we haven't included them here to avoid misrepresenting the levels of minority ethnicities within other priority groups.

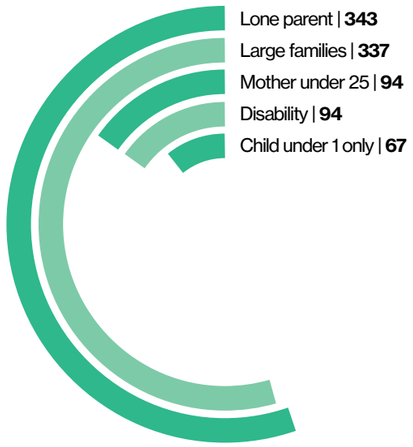

Number of children in a family with a child under one and a second priority group

> **"Because some families live in such a difficult environment, I've seen situations where families aren't getting the support they're entitled to**
>
> Heather
> **Health Visitor**

Stories from: Programme Development Officer

Mehdi works as a Programme Development Officer in Southside Central.

The Programme development officer creates training or events for their network that help them build knowledge or improve wellbeing. Mehdi's role is targeted towards building a sense of belonging for refugees and asylum seekers living in Glasgow and giving people the opportunity to have their say on societal issues.

In his role he hosts classes that help people to understand what rights they have and what they are entitled to so they can remove some of the barriers that make it difficult to live a normal life. Often the people who attend Mehdi's classes feel socially isolated and suffer from poor mental health so these classes help to reduce some of those anxieties.

They also create courses for topics like community development, where attendees can build stronger community connections and share their feelings on societal issues.

Providing support for refugees and asylum seekers

Mehdi: In my home country, Iran there is a dictatorship and I always want people to understand their rights here in Glasgow. I feel that social justice is important: if you don't raise your voice social justice will not just happen.

When people come to work with us, they don't have much knowledge about the systems in place for seeking asylum and the problems they'll face. This frequently leads to poor mental health. Often, when we get people involved in one of our programmes, they start to feel a real sense of belonging and they start to feel better. We try to create a safe space where you can build a connection with the other people in attendance.

They are engaged, they thrive, they learn something new and hopefully they feel like a part of the community!

1 in 5

people said they feel isolated from family and friends based on the 2022/23 Adult Health and Wellbeing Survey undertaken by NHSGGC

Empowering people to share their opinion

Mehdi: We encourage people to share their thoughts and feelings, everyone's opinion matters and we encourage people to share their voice to create a better society.

Our groups have engaged directly with the Scottish Government to discuss digital inclusion: we've worked with libraries to envision how they can improve in the future and be more inclusive and we've also worked with transport leads in the city. In addition to this we also have classes where attendees can gain qualifications.

> **"They are engaged, they thrive, they learn something new and hopefully they feel like part of the community!**

Community development

Mehdi: We've run a credited course on community development over the past three years and 60 people have participated.

> **"To know that our course has had a lasting impact and kind of encouraged someone to go on to further education was really inspiring.**

By completing our course, you gain a qualification and many people have told us about how this has instilled a sense of belief in them and they have become more confident.

We had a young man who originally was in one of our youth groups for refugees. He told us about a really tough moment in his life where he was a victim of extreme violence in a hotel that was housing refugees. Luckily he got through it, but this was very traumatic for him.

He was originally part of our Community Connector Volunteers' group where he slowly started to build confidence because he felt welcome and really found his voice in that group. As part of the youth group, they worked with the University of Strathclyde who were doing research on mental health and how this affects young people.

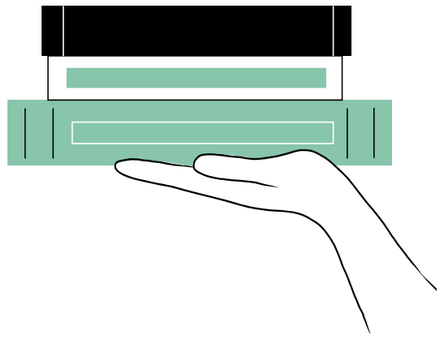

After attending the youth group he shared with us that he wanted to do more, which was partly to do with having more belief but also from learning new skills. Well they got in touch with us to say that he was a great contributor.

Looking to the future

Mehdi: He was interested in our community development course and he grew passionate about the subject, especially when it comes to giving young people a voice in communities and issues around health. He's now studying Community Development at university which is absolutely amazing.

To know that our course has had a lasting impact and encouraged someone to go on to further education was really inspiring. Especially for someone who has had such a scary thing happen to them, it takes incredible resilience.

Reflection

When people think about support—especially in a child poverty context—it's often financial support. But in order to truly provide holistic support we have to consider each person's different needs in order to foster good mental health and wellbeing.

By looking for new ways to develop better, long-lasting relationships: help can be transformative and supports families in building resilience that leads to meaningful, practical steps like further education.

Learning from Large families



10,387

Children living in poverty in large families (families with three or more children)

43% of children in poverty are in large families

There are 154 more children in large families in poverty since 2023 (10,233)

These families are...

£174

per week below the poverty line

And...

4,453

of those children in large families are living **in deep poverty**

Priority group intersections

Many households contain multiple priority groups and sometimes, one person can be in several priority groups at once. Understanding how these characteristics intersect can help us understand what families need and who we need to learn from. As we don't have ethnicity data for all families claiming CTR, we haven't included them here to avoid misrepresenting the levels of minority ethnicities within other priority groups.

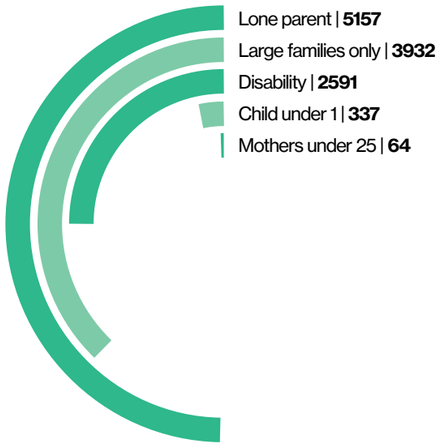

Number of children in large families and a second priority group

> **"In a crowded house or living area it can be difficult for families to find headspace.**
>
> Heather
> **Health Visitor**

Learning about Families with a Disability



6,740

Children living in poverty in families where someone has a disability

28% of children in poverty are in families where someone has a disability

There are 2,337 more children in poverty in families with a disability since 2023 (4,403)

These families are...

£124

per week below the poverty line

And...

2,850

of those children in families with a disability are **in deep poverty**

Priority group intersections

Many households contain multiple priority groups and sometimes, one person can be in several priority groups at once. Understanding how these characteristics intersect can help us understand what families need and who we need to learn from. As we don't have ethnicity data for all families claiming CTR, we haven't included them here to avoid misrepresenting the levels of minority ethnicities within other priority groups.

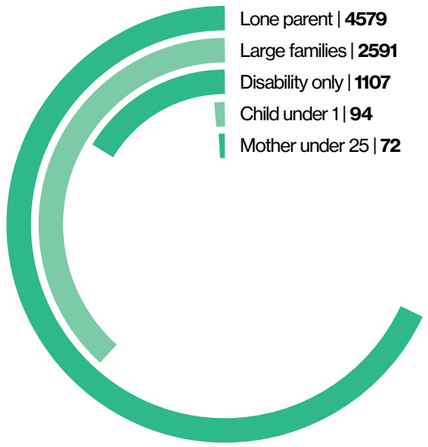

Number of children in families with a disability and a second priority group

A significant increase

There has been a significant increase in both adults and children claiming disability benefits in the last year. We don't have a definitive answer as to why but here's what we do know...

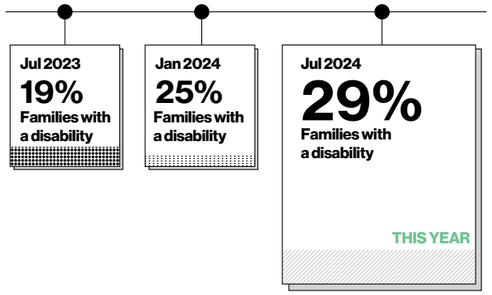

1,386

more families with a disability in poverty than last year

1,083

of these families are lone parent households

Adults with a disability

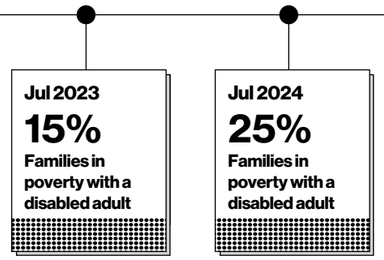

Children with a disability

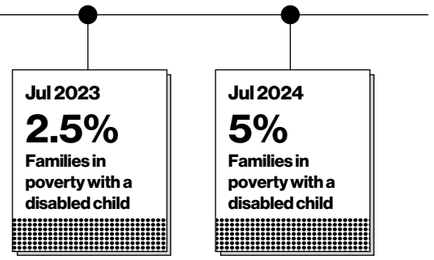

Social Security Scotland

This year, disability benefits have been transferring from the DWP to Social Security Scotland. This means many who were previously claiming Personal Independence Payments or a Disability Allowance will now be claiming the Adult Disability Payment or the Child Disability Payment.

This might account for a some of the increase in claimants this year. However, England and Wales have also seen an increase in Personal Independence Payment.

76% of the families that are in poverty and disabled with a new disability payment were claiming Council Tax Reduction last year but not claiming any form of disability payment.

The remaining 24% of families in poverty with a disability are new Council Tax Reduction claimants.



Stories from: Glasgow Disability Alliance (GDA)

We spoke to Meg and Karen who work for a Disabled People Led Organisation in Glasgow. GDA uses community development approaches, built on foundations of individual and collective community empowerment, which are aligned to design-led approaches. GDA is built on peer support and capacity and confidence building with a focus on ensuring disabled people know their rights and how they can access them. GDA's Voices Team bridge the gap between disabled people and decision makers to ensure disabled people's voices and priorities are heard in policy and service design.

Their roles are...

Policy Participation Manager
Karen's work is both reactive/responsive as well as proactive. Karen takes policy initiatives and proposals to GDA members and supports them to relate these to their lived experience. She designs and delivers highly accessible, participative methods with GDA members, developing a shared understanding of the impact these policies will have. Karen also opens up dialogue between GDA members and decision makers to make sure that disabled people's voices are being heard in decisions which affect them.

Policy and Participation Coordinator
Meg co-ordinates the Social Care Expert Group, bringing together disabled people including GDA members who access or are trying to access social care services. The aim is to involve disabled people- including marginalised disabled people with multiple protected characteristics- in social care policy and service design. The Group is developed through accessible capacity building and peer support to ensure disabled people are equal partners and contribute meaningfully in the co-design of social care policy for the future.

Access to social care

Karen: Our members tell us they feel like life is getting smaller and smaller because of overlapping barriers—poverty, lack of transport and access to social care being a few. This means they can't go out and participate in the way they would like to.

Social care is either not accessed or does not meet their needs or indeed is unaffordable due to care charges. However, they are worried about raising any issues as they fear that they will lose support as a consequence. This can lead to a lot of anxiety and stress and highlights the obvious power imbalance between service providers, carers and service users. So social care is a massive thing that disabled people need to weigh up—even where it is awarded—because many can't afford the costs.

Highlighting services available

Karen: We put a real emphasis on asking people, "What are your barriers? How can we support you?"

So, we listen to people and if they are looking for help, we can have a conversation and try to see what we can do to help but also build an understanding of what people are entitled to.

Our Rights Now project has two Welfare Rights Officers. Their role is targeted towards providing accessible benefit information, advice and representation to make sure people get what they are entitled to. Through the project, the projected financial gains, plus arrears payments in 2023–2024 totalled almost £1 million. Someone having your back to take you through these arduous systems makes a big difference.

Providing ongoing support and making connections

Karen: Rights Now is a one-off service that can help people receive what they are entitled to and people often come back at various stages from application to appeal—if needed! Once disabled people are "in the door" they can choose to become a member and get connected to other support or activities GDA provides like learning, digital supports or wellbeing. I think that is where people build trust because the door is always open: cases don't really close.

26% of families where someone has a disability receive carers allowance

So yeah, people develop trust in the organisation and the staff whether that's through coming along to our learning sessions, trying something new or just being connected to other disabled people "in the same boat" and building peer support. It builds a sense of belonging and seeing you're not the only person in the position reduces isolation and creates a real sense of community.

Issues for young people

Meg: One of the main things we come across with young disabled people who are becoming young adults is the lack of communication and coordination between children and adult services: we call these "transitions". Young members of GDA tell us about the barriers to finding the right advice and information about how to plan for the future particularly around living independently with the right support in the community and outwith the family home. In many cases disabled young people have to rely on family members to provide care and support as social care costs are a huge barrier and plunge people into further poverty. Also, finding accessible holistic advocacy, information and advice is difficult and at times non-existent. This means often parents and unpaid carers act as primary advocates for their loved ones which can lead to a lack of privacy in discussions with the young person.

> "I think that is where people build that trust because the door is always open: cases don't really close.

Restrictions and barriers

Meg: Often young disabled people's first experiences in early adulthood can be challenging, complex and hard to navigate. We hear a lot about the types of educational barriers which young disabled people face. A lack of: practical support, social care, transport and meaningful college courses are particular barriers to full and equal participation. Courses which are advertised as inclusive to disabled young people often fail to plan ahead in creating the links between courses and the demands of the workplace. Young disabled people often need accessible work experience or volunteering opportunities to help them progress. These gaps leave many young people with a lack of options once education stops.

Community

Meg: In situations where young disabled people have been successful in moving out and living independently in the community, GDA Young Disabled People's Network provides a space for young people to hear the success stories. The Network is great for young people to find other disabled young people who are role models and to hear about the benefits of having the right support and information in place. It's really empowering!

> "So social care is a massive thing that disabled people need to weigh up... because many can't afford the costs.

Reflection

As a priority group for the Scottish Government in relation to child poverty: having a collective voice and a community who can come together, learn for each other and advocate as a unit is really important and can be vital for making sure everyone receives what they are entitled to.

Creating a community where you have peer support is central and knowing an organisation will back you up can create a sense of belonging for individuals while offering better opportunities to live independently and forge your own path.

Learning about Ethnicity

This is the first year we're able to present data about families of minority ethnicities. What we've discovered is that families of minority ethnicities are much more vulnerable to poverty and are also much more likely to experience in-work poverty than White British families. This confirms and provides context for why families of minority ethnicities are one of the six priority groups and shows that they are also often at greater risk than other groups.



7,821

Children living in poverty in families of a minority ethnicity

32% of children in poverty are in families of a minority ethnicity

These families are...

£126

per week below the poverty line

And...

2,796

of those children are in families of a minority ethnicity who are **in deep poverty**

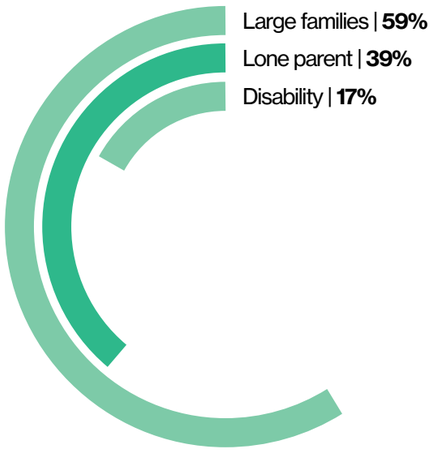

Number of children in families of a minority ethnicity and a second priority group

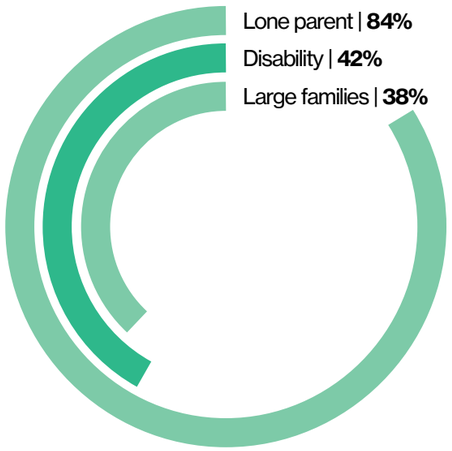

Number of children in white British families and a second priority group

A breakdown of ethnicity in Glasgow

Families of a minority ethnicity are one of the six priority groups outlined by the Scottish Government as disproportionately affected by poverty.

In previous reports ethnicity data hasn't been available and we have not been able to demonstrate an understanding of how a family's ethnicity can affect their experience of poverty.

With thanks to an intern from Data Lab, Abhigyan Sarkar, this year, we used GCC School Roll data held in SEEMiS to match ethnicity data with our child poverty data. This allows us to share the ethnicity of people claiming Council Tax Reduction.

Data matching

A data matching process allowed us to link the education data with 21,937 children within the Council Tax Reduction data (which is 66% of the children in the data set).

Within the Council Tax Reduction data there are still 11,283 children that didn't match to the education data, however we have included younger siblings who have not yet started school to account for children that are under 5 or have not joined the school roll. This brings the gap down to 7,066.

This means that we have ethnicity data on 79% of the children in families in receipt of Council Tax Reduction.

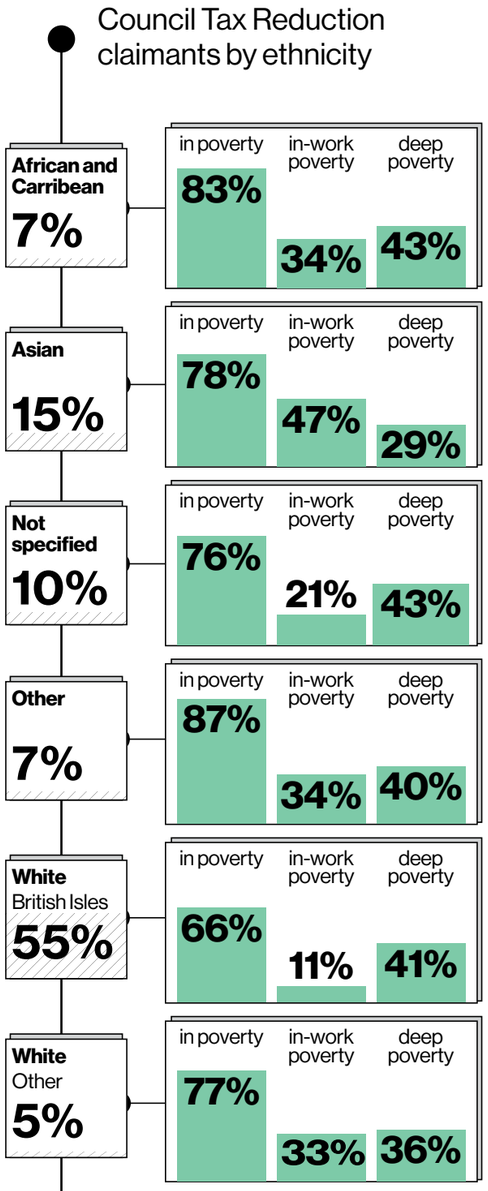

Reflections

Families of a minority ethnic background receiving CTR are more likely to be in poverty than White British families.

Those families, particularly Asian families are also more likely to experience in-work poverty.

Stories from: A Health Visitor

In our last story, we spoke to Heather, who is a Health Visitor in Govanhill. She shared her experience of working with a Romanian Roma family.

For families, the Health Visitor is their local connection to healthcare and development in the early years of a child's life. As they support families in the first five years after having a baby, it's an important position and as Health Visitors see families for such a long time, they have a chance to build a strong relationship.

Their role extends into providing other kinds of support where they can refer people onto assistance with housing, income support or assessments for other types of specialised support.

We spoke to Heather to find out what her role entails and learned how you can build positive relationships by providing meaningful support

Building relationships

Heather: Recently I've been visiting a Romanian Roma family and they lived in a really overcrowded home. They had a new baby and a slightly older child. Trying to get them to engage with me was so difficult.

They were living with grandparents, in a small house that had a number of issues. It was a really bad situation and their communication with me was non-existent. They needed better accommodation.

I understand why they keep me at arm's length, so it's about trying to build up some trust, always being available and saying "I'm on your side".

> **"Govanhill is a particularly unique area. It has some of the greatest levels of ethnic diversity, I think in the UK, outside of London.**

What changed

Heather: That family has recently moved into an improved property and the difference that's made for them, just from being in a better home and a better environment, their engagement with me since has been amazing.

By providing some sort of support for this family it's broken down the barrier a little bit, removed some stress and now they don't miss any appointments with me.

59% of families in poverty in Govanhill live in community based housing associations

Impact

Heather: I don't know if it's simply a case of they got put into a better house and suddenly they think "all right, things do work" or maybe it's just that they have more head-space from living in a less chaotic environment.

If I lived in an overcrowded flat, would I be able to engage in things outside of immediate concerns? Probably not. So now they have moved, they still have familial support but they also have a degree of autonomy as they have a home of their own. Every area has unique challenges, but because of the unique challenges of Govanhill, our role as Health Visitors expands into different areas.

I suppose in that regard, I have the added advantage in that I live in Govanhill so I live and breathe this place. So it does help that I live in the community and people see me out and about walking with my dog or in the shops where I can wave and say hello and they can see me being a part of this community.

> **"If I lived in an overcrowded flat, would I be able to engage in things outside of immediate concerns? Probably not.**

Providing meaningful change

Heather: There is quite a stark difference in terms of engagement. Even the awareness of things like finances, where I'm now being asked about things like financial assistance referral. So they're more aware and it's not like they've got less on their plate because they now have a newborn but they seem to have more head-space to think about it.



So through the improvement of housing and perhaps because I'm visible in the area I've been able to do my job more effectively as a Health Visitor. There are concerns around the baby's development but because we have developed some trust, they are engaging with me and letting me do regular weight checks which is a huge improvement.

In addition to me doing my regular checks, because of the improved relationship, we've now started the process to get them the Best Start Grant and the Scottish Child Payment. They're really small wins for the service, that can make a huge difference to those families.

Reflection

Although Heather wasn't involved in providing this family with a new living space, they saw that this service provided meaningful change.

The positive change built trust between them and has led to the family accessing services they were previously eligible for but weren't aware of.

Producing new tools and learning new things

The Child Poverty Dashboard

Launched in October 2023 alongside the Child Poverty in Glasgow Report 2023, the Child Poverty Dashboard, along with supporting data and insights, has played a pivotal role in driving evidence-based decisions in Glasgow City Council's efforts to tackle child poverty.

One of the key outcomes of this work has been the prioritisation of efforts within the Child Poverty Programme to several target areas.

Work has already commenced in Southside Central, Calton, and Govan to find new ways to support families that are experiencing relative poverty. These projects are being supported by new data and insights, ensuring targeted and effective interventions.

The dashboard has also been used for operational decision-making outwith the Child Poverty Programme. For example, it guided the selection of locations for the All-Aged Childcare Pilot Project. After launching in the Northeast of the city, we used the dashboard to identify a suitable area in the Southside, focusing on areas that could serve the highest number of children in poverty within the target age range.

This led to the selection of Southside Central for the project, and further analysis allowed us to pinpoint specific areas within the ward, since poverty levels can vary significantly within a single ward.

The Dashboard has also allowed us to align other areas of the council to the child poverty strategy. The Holiday Food Programme focussed on the same areas outlined by the Child Poverty Programme with funding prioritised to those wards. Additional analysis of Free School Meal and Footwear and Clothing Grants claims will further optimise the distribution of funding, ensuring more children in need receive support during school holidays.

We have also used the data available on the dashboard to outline areas of focus for the City Changemakers Accelerator Programme led by the CCI to help community organisations develop new ways of engaging with the Climate Crisis.

More recently, we assisted in prioritising locations for the Play Area Renewal Program. Our analysis helped to prioritise parks closest to children living in poverty whilst also maximising the number of children who will benefit from improved play facilities sooner.

In the coming year we want to make greater use of the dashboard both inside and beyond the council. We plan to launch and demonstrate the dashboard to a wide range of partners, gather user feedback and help shape the development of this and other tools and analysis.

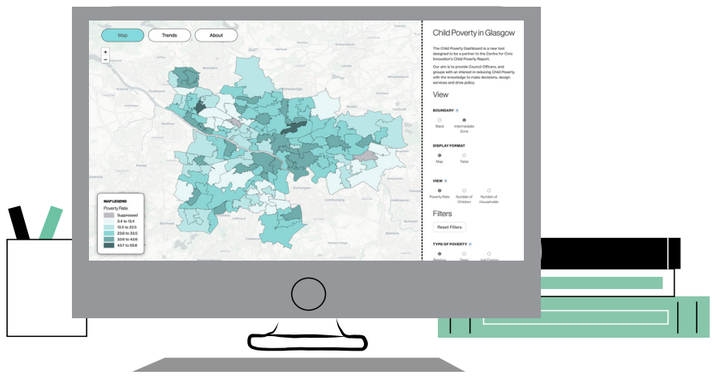

To use the Child Poverty Dashboard, go to:
cciglasgow.org/child-poverty-dashboard/

Where does the data come from?

Poverty thresholds

The poverty thresholds are calculated based on the equivalised UK household median income, which is the definition used by the Organisation for Economic Cooperation and Development (OECD). The Scottish Government provides the poverty thresholds on only two household compositions.

There are currently 60 different household compositions identified in the Housing Benefit data. In order to ensure our measurements are as accurate as possible, the Financial Inclusion and Transformation Team calculated a complete set of poverty thresholds to match each individual housing composition.

Ethnicity data

To understand ethnicity, we used data gathered from the SEEMiS database held within Education. This database is used by all local authorities across Scotland to maintain school pupil records.

This data provides us with information on Ethnicity for all children attending school in Glasgow. There is no unique identifier that can be used to join this with the Council Tax Reduction data, so a data match exercise was undertaken.

Capita One Revenues & Benefits

Capita One Revenues and Benefits is the database that holds all of Glasgow City Council's Council Tax Reduction (CTR) information. The data we received from this database was taken on the 10th of July 2024.

The Council Tax Reduction data forms the backbone of this piece of analysis. It contains information on the address of each household, who lives there and the income each household receives. In addition to this we also received new data in the form of the income breakdown for households in receipt of Universal Credit.

City and Ward Populations

The Ward and city populations come from the Scottish Government and are based on their statistics on the number of households with children in receipt of Child Benefit.

Caveats

As we only have Housing Benefit and Council Tax Reduction data, we don't have information on every household with children living in poverty. Households with children that are in receipt of Universal Credit and are not claiming Council Tax Reduction will not be included.

However, the data that we have provides information on a sufficient number of families that it can highlight specific problem areas and show that it will likely be an issue for those we don't know about.

One important point to note is that we do not have access to any household level data that includes the Scottish Child Payment, so we are unable to include this in any income calculations.

Reflection

What we've learned

With every year of the Child Poverty Report, we find new ways to look at and understand poverty. When we started, we built the most detailed picture of relative poverty in any local authority in Scotland. In the following year, we were able to look at the impact the COVID-19 pandemic and an economic crisis had on child poverty. Since then we have been able to look at the recovery from the pandemic, and understand other types of poverty such as persistent poverty and deep poverty. This year, we have been able to include insight into ethnicity as well as stories that we have heard from those in communities supporting families experiencing poverty.

Comparing the DWP statistics, that shows 33,508 children in poverty in Glasgow, to the Scottish Government target of having less than 10% of children living in poverty, Glasgow will need to see 23,665 lifted above the poverty line. This still poses a significant challenge for Glasgow.

Using the data that we can gather from our internal Council Tax Reduction systems, we can see that compared to July 2023, the number of children living in relative poverty in Glasgow has remained relatively stable, with only a small increase of 167 children. However, the average depth of poverty within the city has increased by £11 per week, which means that families are now on average £124 per week below the poverty line.

The rising levels of in-work poverty that we have seen between 2020 and 2023 have now also levelled off in Glasgow and we now see it remaining stable with 7,378 children in poverty living in families where there is at least one adult in employment.

Deep poverty has also remained stable with 10% of children in Glasgow living in deep poverty, which is 41% of children that we can see are in poverty. Their depth of poverty has also increased by £12 per week, meaning that they are now living £181 per week below the poverty threshold.

Persistent poverty has also remained consistent, with CTR data showing that 15% of children in Glasgow have been in poverty for 3 out of the last 4 years. Importantly, our data shows that 34% of children have been in poverty for 5 out of the last 5 years. This extended period of time experiencing poverty likely has a much bigger impact on their lives.

This year we have been able to gather ethnicity data on 79% of the children present within our CTR data. This data has enabled us to understand that 32% of the children in poverty are from a minority ethnic group. One of the key insights that it has provided us, is that minority ethnic families are more likely to be living in, in-work poverty, with 47% of the Asian families in poverty experiencing in-work poverty compared to 11% of white - British families.

In the past 12 months, we have seen a significant increase in the number of children living in families where someone has a disability, with 2,850 more children in this situation. The majority of this increase comes from lone parent families (78%).

What's next?

Next year

As outlined at the beginning of this report, we plan to continue to innovate and improve our understanding of child poverty in Glasgow. A key part of this process will be engaging with key stakeholders to try and outline ways in which we can improve upon our current methodology. This will make our statistics more robust and increase the timeliness of the data. We are aiming to have any changes in place for our report in 2025.

Last year saw the creation of our child poverty dashboard, which has now been rolled out to our partners. However, we are keen to keep updating this on a regular basis and will improve upon some of the features as well as introducing new ones, such as bringing the ethnicity data to geographical level.

We plan to continue working with community organisations and citizens to build a rich picture of what it looks like to be experiencing poverty in Glasgow. This insight will be key as Glasgow City Council continues to innovate and find new ways of easing the burdens of those most vulnerable in the city.

Methods change

As a team, we are committed to continuously improving the way we use data to understand child poverty in the city. Now that we have access to more regular data snapshots and a stronger understanding of what that is telling us, we will shortly be engaging with key partners with the following high-level aims to:

+ Understand the specific data requirements that they have
+ Develop the methodology that we will use going forward
+ Manage the impact that this change may potentially have on operational and strategic decisions

Over the coming months this will allow us to develop our methodology and set out any changes including:

+ Making use of the full 12 months of data to create a rolling average
+ Adjusting poverty thresholds for income inflation to match the timeliness of the data
+ Changing the sources of our population information.

Centre for Civic Innovation,
Glasgow City Council,
The Wedge, Office 7,
1066 Barrhead Rd,
Glasgow G53 5AB

cciglasgow.org

@CCIGlasgow

@cciglasgow